

ÉPICA

BODAS Y EVENTOS



Number 12
December 2024

The official Magazine of the IADWP

- 3** *The Editor's Note*
Adrián Pavía.
- 4** *Ping-Pong*
Christmas with Kitzia Morales, President of IADWP
- 7** *Organization of a Christmas Celebration, Intimate and Stylish*
- 10** *How to Choose the Ideal Menu for New Year's Eve Dinner?*
- 14** *Useful Tips to Surprise your Guests at a Christmas Table*
- 18** *A Touch of Christmas Magic*
Inviting the spirit of Christmas to your wedding with elegance
- 21** *Common Mistakes When Organizing a Christmas or New Year's Eve Party and How to Avoid them.*
- 25** *Minimalist Holidays*
Celebrate an intimate and stylish Christmas
- 28** *Christmas is a Gift of Love and Shared Dreams*
- 31** *The Stress-Free Organization*
Your ultimate checklist for a perfect Christmas at home
- 34** *Harmony and Tradition*
Rituals to create unforgettable moments
- 39** *Customized details*
How to make your guests feel special
- 42** *Holiday Drinks*
Cocktail ideas for a Christmas toast
- 45** *The Importance of a Christmas Table*
Celebrating with style and sustainability
- 49** *Little Guests, Big Moments*
How to include children in your wedding without stress
- 52** *Christmas Attire*
How to choose a sophisticated and comfortable look
- 55** *The Magic of the Christmas Table*
Protocol, glamour and the art of celebrating with elegance and love
- 58** *Toast times*
Ideas for inspirational messages
- 62** *Enhance your Christmas Decorations*
Luxurious and creative ideas for your Christmas tree
- 65** *Christmas at Home*
How to integrate family traditions into the celebration?
- 68** *Creating Christmas Magic*
A journey to the heart of wedding decoration with Francisco Luna
- 71** *The Sweetest Corner of Christmas*
The memorable traditional dessert station
- 74** *Ambience Tips*
Aromas and textures to fall in love with at Christmas time
- 77** *Tribe of Brides*
Winter Weddings: Magic and glamour for Christmas and New Year's Eve



Adrián Pavía

Capítulo Sudamérica
Director IADWP

The Magic of Christmas and Holidays

Christmas and the celebrations that accompany it are, without a doubt, a magical time that transcends borders, cultures and traditions. In every corner of the world, humanity finds a unique way to celebrate: from the majestic European Christmas markets with their aromas of cinnamon and mulled wine, to the sunny beaches of the southern hemisphere, where palm trees are adorned with lights instead of snow. It is a time of unity, reflection and joy, where family ties and friendships are strengthened under the glow of decorations and the warmth of company.

For wedding planners, who dedicate our lives to creating unforgettable moments for others, this season is also a special opportunity. Our spirit of organization, creativity and attention to detail finds a new dimension in our own celebrations. We transform our Christmas tables into works of art, we take care of every element of the decoration and we make sure

that the moments shared with our loved ones are as memorable as the events we organize for our clients. Christmas, for us, is an extension of our passion for events and an opportunity to show that our love for what we do transcends the professional.

This year, we want to express our gratitude to our community. To all the professionals who share with us their talent, vision and inspiration, and to you, our dear readers, who accompany us edition after edition. Your support drives our creativity and inspires us to continue to innovate with each publication.

In this special Christmas edition, you'll find ideas for celebrations full of charm and style, wedding inspirations for this magical season, and tips for hosting unforgettable events anywhere in the world. Each page is designed to accompany you at this special time of year, whether you're planning your own wedding, organizing an event or simply looking for ideas to spruce up your holidays.

On behalf of the entire editorial team, we wish you a Christmas full of love, peace and joy, and a New Year full of opportunities and fulfilled dreams. Thank you for allowing us to be a part of your lives, and may 2025 bring success to all of you.

Happy Holidays!

With love,


Adrián Pavía
Épica's Director





Ping-Pong

Christmas with Kitzia Morales, President of
IADWP

Known for her warmth, passion and vision in the wedding and event industry, Kitzia Morales shares in this interview her personal and charming perspective on holiday traditions and year-end celebrations.

1. What is your favorite Christmas tradition?

“Being with my son, no matter where or how. That’s what I enjoy most about Christmas.”

2. Do you prefer a snowy or beachy Christmas?

“Although I live in the tropics, I am fascinated by the magic of winter with snow.”

3. What dish can't be missing on your Christmas table?

“I come from a very traditional family where turkey, leg and cod were essential. However, I’ve spent many Christmases around tables in different parts of the world, and what really matters to me is not the dish, but the company.”

4. How do you decorate your home for the holidays?

“With 100% sustainable decoration, using local elements such as sisal and tropical plants. And, of course, there is never a lack of nativity.”



5. Are you a Christmas movie marathon kind of person? Do you have a favorite?

“I love the Home Alone movies! They always make me laugh.”

6. What would you include in a themed wedding for these dates?

“Skiing, without a doubt. It’s my favorite sport, and if I had the chance, I would organize a mountain wedding, with snow, champagne, skis and friends. The perfect Christmas touch would be a mistletoe for the bride and groom to kiss under.”

7. What advice would you give to those organizing weddings in December?

“They should consider the comfort of the guests regarding the temperature. If it is outdoors, include heaters and suggest appropriate clothing. I would also recommend hot aromatic beverages such as teas and punches, and use aromatherapy with notes of cinnamon and apple to enhance the ambiance.”

8. How does the IADWP team celebrate the holidays?

“We always change. From taquiza to dance classes followed by a fun night out. This year, we'll probably try our luck with golf. The important thing is to keep the atmosphere relaxed and lively.”

9. What Christmas trends would you highlight for events and weddings this year?

“Back to basics: celebrating as a family, valuing being, and being more than pretending. I also highlight shared tables, traditional dishes that evoke memories, and colors inspired by gold, frankincense and myrrh: coppers, golds and brown tones.”

10. How do you usually say goodbye to the year and do you have any special rituals?

“I recently started a tradition I love: a multi-generational, multi-ethnic, totally informal party. Everyone is welcome: friends, parents of friends, my son's friends, and even some of my siblings.”

11. If you could make one wish for the wedding and event industry in the coming year, what would it be?

“I would ask for both professionals and clients to be more conscientious and friendly. And that all couples can enjoy the wedding of their dreams without stress and frustration.”

12. Do you have any amulet or tradition to attract good luck in the New Year?

“No! Neither moving suitcases, because I travel enough, nor red things because I don't like them (laughs).”

13. What would be a personal goal for the coming year?

“My goal would be to organize more sustainable events that benefit the communities where they are held.”

14. What Christmas or New Year's song always puts you in a good mood?

“*Campanas de Belén*. It's impossible not to feel happy when you hear it.”

15. What is your message to close the year 2024?

“Enjoy and be grateful for all that this year gave you. Receive 2025 with admiration and gratitude. May it be a year full of blessings for all!”

Kitzia Morales reminds us that, in the midst of all the hustle and bustle, the essential of the holidays is to enjoy with those we love the most, connecting from the heart and sowing kindness in every action.

Kitzia Morales

President IADWP
kitzia@kgroup.com.mx
www.kgroup.com.mx
www.iadwp.com





*Organization of a
Christmas
Celebration,
Intimate and Stylish*



1. Choose a theme

Color: Choose a color palette that you like and that you can use in decorations, tables and attire. Colors such as red, gold and green are classics, but you can also opt for more modern tones such as blue or silver.

Style: Decide if you want a cozy, elegant, rustic or modern atmosphere. This will guide your decisions about the decoration and presentation of the food.

2. Personalized Invitations

Send personalized digital or physical invitations to your loved ones. You can use online tools to design them. Be sure to include all the important details, such as date, time and place.

3. Decorate with style

Centerpiece: Create an attractive centerpiece with candles, flowers and elements that reflect the selected theme.

Soft lights: Use warm lights to create a cozy atmosphere. String lights or candles could be an excellent choice.

Personalized details: Incorporate personal items, such as family photos or meaningful mementos.



Christmas smell: The space to be used should have a pleasant and subtle smell that awakens the sense of smell and allows you to create a memory of that special moment.

4. Food and beverage

Themed menu: Plan a menu that reflects your tastes and the style of your celebration. You can opt for an elegant buffet or a sit-down dinner. Consider vegetarian or vegan options if necessary, in order to please the palate of all your guests.

Specialty drinks: Create a beverage bar with cocktails, wines and non-alcoholic options. Consider a themed cocktail that guests can enjoy.

Desserts: Apply the trend of a table served and decorated with assorted cakes, where guests can choose the ones they like the most.

Special care: Take measures for any intolerance or allergy suffered by a guest.



5. Music and Ambience

Playlist: Prepare a playlist with festive songs that fit the mood you want to create. Include a variety of options, such as Christmas classics and modern music.

Space for dancing: If space allows, reserve an area where guests can dance and enjoy the music.

6. Activities and entertainment

Games: Organize some board or card games that guests can enjoy.

Traditions: Incorporate family traditions or create new ones, such as sharing stories or having a gift exchange.

7. Special moments

Plan a special moment, such as a toast or a joint activity, like singing Christmas carols or making a toast with good wishes for the coming year.

8. Gifts or details

Consider giving small gifts to your guests; such as thank you cards, homemade candy or personalized Christmas ornaments.

9. Photography

Designate someone to take photos during the celebration or create a photo space with a festive backdrop where guests can capture unforgettable moments.



10. Remember: relax

Be sure to enjoy the celebration. Plan ahead so that the day of the event you can relax and enjoy with your loved ones.

11. Restrooms

It is important to maintain the cleanliness of the bathrooms. You can add a special touch and personalize each item with a Christmas theme and color palette of the selected decoration.

12. Attire

Choose your outfit beforehand, according to the theme and color palette already chosen for the celebration. The wardrobe should make you feel satisfied and comfortable.

13. Parking

Last but not least, one of the most important tips to consider for a successful event is to have a comfortable, safe and nearby area for our guests to park their vehicles with peace of mind.

By following these tips, you will be able to organize a Christmas and New Year's Eve celebration full of warmth, style and unforgettable moments.

Happy Holidays!

Vanessa Lugo

Junior Carabobo IADWP VENEZUELA
Master Wedding & Event Planner
IG: vanessalugoadm@gmail.com

*How to Choose the
Ideal Menu for New
Year's Eve Dinner?*



The New Year's Eve dinner is one of the most special moments of the year. Not only is it an opportunity to gather with loved ones, but also to enjoy a delicious meal that marks the closing of a cycle and the beginning of a new one. Choosing the ideal menu for this occasion can be a challenge, since it is about satisfying the tastes and expectations of all diners, while maintaining a festive and unique air. Here are some tips and recommendations to achieve a memorable dinner without getting too complicated.

Consider the number of guests.

The number of guests is one of the first factors to consider. If you are organizing an intimate dinner with few guests, you can opt for more elaborate menus or individual dishes. However, if your celebration will be with a large number of people, the key will be to choose dishes that can be served easily and quickly, and that are suitable to prepare in large quantities without losing quality.

Choose the type of menu.

For a New Year's Eve dinner, menus that include appetizers, main course and dessert, accompanied by a special drink, such as cocktails or a good wine, are generally preferred. Below we suggest some options based on traditional Costa Rican dishes.

Appetizers

Fish Ceviche.

Ceviche is one of the most representative dishes of Costa Rica, ideal to start a light and fresh dinner. It is prepared with fresh fish (usually corvina otilapia), marinated in lime juice, red onion, cilantro, hot bell pepper and cucumber. Costa Rican ceviche is usually served with crackers or totopos (corn chips).

Chicken Tamales.

Tamales are a classic of Costa Rican gastronomy, especially at New Year's Eve and Christmas celebrations. They are prepared with corn dough filled with chicken, pork or vegetables, wrapped in banana leaves and steamed. They are an excellent option to offer as a starter, since they are easy to eat and very tasty.

Palm Heart Salad

Palm heart, which comes from the heart of the palm tree, is a widely used ingredient in Costa Rica and can be prepared in several ways. A fresh palm heart salad with tomato, onion, cilantro, lime juice and a touch of olive oil is a light and tasty starter to whet the appetite.





Main Course

Arroz con Pollo (Chicken and Rice).

Arroz con pollo is one of the most traditional and beloved dishes in Costa Rica, perfect for a family dinner or celebration. Rice is cooked with pieces of chicken, vegetables (such as carrots, potatoes, peas and peppers), and seasoned with a mixture of Costa Rican spices such as achiote. The rice takes on a golden color and a delicious flavor that is very characteristic of Costa Rican cuisine.

Grilled Chicken Breast with Tamarind Sauce.

For a more sophisticated option, grilled chicken breast with tamarind sauce is an excellent choice. Tamarind, which is very common in the region, provides a sweet and sour flavor that combines perfectly with the chicken meat. You can accompany it with a side of mashed potatoes or white rice.

Carne Enrollada (Meat Roll).

This dish is very traditional in Costa Rican celebrations. It is a cut of beef stuffed with carrots, onions, potatoes and sometimes bacon. It is then baked or cooked in tomato sauce with spices. It is ideal for a special occasion, as it is a recipe that, although it takes time to prepare, tastes incredibly delicious.

Desserts

Tres Leches (Cake).

This cake is a classic dessert of the region, and cannot be missed in a Costa Rican New Year's Eve celebration. This cake is soft and fluffy, bathed in a mixture of three types of milk (evaporated milk, condensed milk and cream), which makes it a juicy and delicious dessert. It is garnished with whipped cream and often with a touch of cinnamon.

Cacao Cake or Chocolate Tico.

Chocolate is another highly appreciated ingredient in Costa Rican gastronomy. Cocoa cake, or simply chocolate cake, is a simple but tasty dessert that can be served with whipped cream or vanilla ice cream. Costa Rican cocoa is of excellent quality, making this dessert very representative of the region.

Coconut Cajeta.

Coconut cajeta is a very popular sweet in Costa Rica, especially on special occasions. It is a mixture of condensed milk, sugar and grated coconut that is cooked until a thick and sticky texture is obtained. You can serve it in small portions or with corn cookies.

Drinks.

Guaro Sour:

A cocktail based on guaro, the traditional Costa Rican liquor, with lemon juice, sugar and ice. Refreshing and perfect for a toast.

Costa Rican Coffee:

If you prefer something milder, Costa Rican coffee is an excellent option to finish the meal. Costa Rica is famous for its high quality coffee, and there is no better way to end a meal than with a cup of this delicious brew.

Incorporate seasonal ingredients.

Winter brings with it a variety of fresh and flavorful ingredients that can add a special touch to your menu. Fruits such as apples, pears and pomegranates, vegetables such as squash, artichokes and leeks, and spices such as cinnamon, cloves and ginger are perfect for this time of year.

Balance of flavors.

When choosing the menu, it is essential to balance the flavors. Not everything should be heavy or too sweet; alternating between salty, sour, sweet and bitter flavors will make the dining experience more interesting. Think of dishes with different textures and colors so that each bite is a surprise.



Choose appropriate beverages.

Drinks play a key role in a New Year's Eve celebration. Wine and champagne are traditional, but you can also offer a variety of non-alcoholic cocktails and soft drinks for those who prefer not to consume alcohol. Some festive drinks such as a fruit punch, apple cinnamon cocktails, or even a sparkling cider can be delicious options.

Make it easy for you, but special for them.

Not everything has to be elaborate or extremely complicated. You can make dinner spectacular without spending too much time in the kitchen. Opting for dishes that can be prepared ahead of time can reduce the stress of the day of the dinner.

Decorate and present the dishes properly

Presentation is also important. Although the food should be tasty, a well-decorated table and well-presented dishes can make even a simple menu look spectacular.

The ideal New Year's Eve dinner menu should be a mix of flavors, colors and textures that highlight the festivity of the occasion. With proper planning, you can offer a delicious and balanced meal, without forgetting those details that will make your dinner a real success. The most important thing is that each dish reflects your style and that all guests feel comfortable and well attended.

Remember that the key is in the organization: prepare in advance, choose dishes that can satisfy the tastes and needs of your guests, and don't forget to enjoy the process. Happy New Year and *bon appetit!*

MSc. Jeffrey Cervantes Calderón

CEO of Costa Rica Wedding Planner
& Chapter Head Costa Rica
Phone. +506 8665 0990
director@crweddingplanner.com
@CRWeddingPlanner

*Useful Tips to
Surprise your Guests
at a Christmas Table*



Christmas in Panama is a holiday full of tradition, lots of joy and, of course, an excellent Panamanian gastronomy especially to share with family and friends that are never missing. And of course we always want to surprise each of our guests with a unique Christmas table. Here are some tips that will help you create an unforgettable experience, while maintaining the flavor and customs that characterize the Panamanian Christmas.

1. *Preparing our traditional dishes is definitely personal.*

Panamanian Christmas gastronomy is very special, with a mixture of native flavors and influences from many cultures. Some of those more traditional dishes that cannot be missing in our Christmas table are:

Panamanian Tamales: Prepared with corn, chicken or pork, and wrapped in banana leaves.

Stuffed Turkey: Turkey is the main dish in many tables, but in Panama it is prepared in the local way, with a delicious stuffing of raisins, olives, prunes and some include the famous *aji trompito*, rice, bread, wine, ham trimmings, nuts adorned some with pineapple.



Potato Salad, better known as Ensalada de Feria:

Although it is common in many parts of Latin America, in Panama it has a style, as it is accompanied by beets, unique, with mayonnaise, vegetables and a touch of paprika and *aji trompito*. **Rice with Guandú** cannot be missing in our Christmas table.

Saril (Hibiscus tea): it is very typical of Panamanian families... And of course you can not miss **the ham, star of the Christmas menu**. Its preparation is very simple. It includes mustard, cloves and a special glaze. The sauce is usually given a personal touch and a little bit of difference either with rum, and in other cases cane honey, pineapple juice, and peaches and decorate it with slices of pineapple. **The fruit candy** is the dessert of the Christmas menu, accompanied of course by **Rum Punch**. Our traditions and typical dishes reflect the richness and cultural diversity of our Christmas tables.



And of course, this Panamanian gastronomy must be accompanied by a good table. The decoration of the Christmas table is one of the most beautiful memories we can keep as a family.

Here are some tips that you can take into account to make a difference for our special guests. Among them we have the tablecloths and napkins of which regardless of the colors we have chosen for our Christmas should match and should reflect the elegance, personality that distinguishes them and go in harmony with the centerpieces. Candles give a touch of elegance to the table, as well as pine branches, nuts or flowers to give a Christmas touch. Of course, tableware and glassware should be selected with care; they should complement the aesthetics and beauty of your table. Remember to place cutlery from the outside in.

2. Some elements to consider:

Tropical flowers:

Use flowers such as orchids, *plumerias* or palm leaves to decorate the center of the table. You can also include small coffee tree branches, which give a very special touch.



Paintings or figures of the “Diablicos Sucios”:

In Panama, this is a popular figure at Christmas. Place small figures of the *diablicos* on the table as part of the centerpieces.

Glasses and plates in bright colors:

The typical colors for Christmas in Panama are usually red, green and gold, but you can also add touches of blue and white to make it much more vibrant.

Instead of using only white or red candles, try tropical colored candles or even scented candles with cinnamon or pineapple scents to make the table not only look pretty, but also smell delicious.

3. Surprise guests with Typical Beverages

Christmas drinks are another key aspect of the celebration in Panama. Make sure you have some original options for your guests to enjoy while waiting for the main course.

Rum Punch: A creamy and delicious cocktail served as a kind of punch, prepared with rum, condensed milk, eggs and nutmeg.

Panama Beer: Don't forget to include local beers, such as the famous Panama beer, for those who prefer a refreshing drink.

Tropical Fruit Refreshments: Offer natural juices from local fruits such as soursop, pineapple, or tamarind. Serve them in pitchers decorated with mint leaves or cinnamon sticks.

Prepare a beverage station with both alcoholic and non-alcoholic options, and accompany them with fresh fruits such as pineapple, coconut or papaya that, besides being tasty, add a tropical touch to your table.

4. Create an Interactive and Family Table

Panamanian Christmas is characterized as a celebration of family and community togetherness. Make sure your table invites conversation and sharing.

Buffet-style service: You can arrange the table in a buffet format, where guests can help themselves to portions of all the dishes, which encourages interaction and allows everyone to try a little bit of everything.

Cards with descriptions: If any of the dishes have a special touch or story behind them, create small cards to describe them. This can be a great way to educate the younger ones about local traditions.



Add a personalized touch to the table by placing small gifts or details for each guest, such as a mini bottle of rum or a package of homemade beignets as a gift to take home.

5. Christmas Music

To complete the experience, you can't miss the typical Christmas music. In Panama, *decimas* and Christmas carols are very popular, but especially Christmas salsa, to create a festive and joyful atmosphere.

Prepare a playlist with a mix of traditional and modern Christmas music to keep the mood lively. If you have musical instruments, invite your guests to join in and sing along! A Christmas karaoke is not to be missed and is the best time to make lasting memories.



Julie E. Franco

HEAD CHAPTER PANAMA. IADWP
Empresaria

Creadora y Propietaria de Expoboda Panamá
@expobodapanama
@vacacionesjuliatours
Tel (507) 69495544

Fotos: Cortesía de Marta Rojas
Wedding & Event Planner

Decorator Splendor Eventos

@splendoreventos Email:
splendorpty@gmail.com
Mobile:+507 6404-4455.



COLLECT
moments
- NOT -
things

*A Touch of
Christmas Magic*



Inviting the spirit of Christmas to your wedding with
elegance

Christmas is a season of love, warmth and togetherness, values that align perfectly with a wedding celebration. Integrating the holiday spirit into your wedding invitations offers a unique way to set the tone for your holiday-inspired celebration while reflecting the magic of the season. Here's how to create invitations that are elegant and full of warmth.

1. Adopt a Festive Color Palette

Your color scheme sets the mood for your invitations. Traditional holiday hues like deep red, green and gold convey warmth, while metallic accents in silver or rose gold add a touch of luxury. For a modern twist, consider a winter theme with whites, icy blues and subtle sparkles.

2. Incorporate Seasonal Imagery

Include elements such as holly, mistletoe, snowflakes or pine boughs in the design. These timeless symbols of Christmas can be elegantly embossed, gilded or watercolor-painted on your stationery. A subtle touch of glitter adds a festive and sophisticated air.



3. Add a Warm and Personal Message

The holidays are all about heartfelt connections, and your invitations should reflect this spirit. Include a warm message such as, "Join us in celebrating our love this holiday season" or "Share the joy of our holiday togetherness." This adds a personal touch while setting the festive tone.

4. Experiment with Luxurious Textures

Enhance your invitations by playing with textures. Consider velvet ribbons, satin liners or handmade paper. Wax seals with holiday-inspired designs, such as snowflakes or monograms, add a vintage elegance your guests will love.

5. Include a Christmas Surprise

Surprise your guests by adding a small Christmas-inspired detail along with your invitation. A sprig of rosemary, a cinnamon stick or even a small ornament can be special keepsakes. For an extra magical touch, include a pine or cinnamon scented sachet.

6. Design Special Confirmation Cards


Bring the holiday spirit into every detail by designing confirmation cards with a festive touch. Add humor or holiday cheer with titles like “Eager to celebrate under the mistletoe!” or “Sending love and good wishes from afar.”

7. Reflect the Spirit of Giving

In this season of generosity, consider using your invitations to share your values. Inform guests about charitable donations made in their honor or suggest a small themed contribution in lieu of traditional gifts.

8. Match your holiday decorations.


Your invitations should give a preview of the magic to come. If your wedding decor includes garlands, twinkling lights or a



majestic Christmas tree, include these elements in your invitation design to create harmony and anticipation.

9. Send them with holiday cheer.

Complete the festive experience with a touch of holiday magic. Use decorative envelopes in seasonal colors and top with vintage Christmas stamps. A handwritten note or calligraphy addresses add a personal and intimate touch to the mailing.



This Christmas, let your wedding invitations be a reflection of the love and joy that define both the holiday season and your special day. Creative and thoughtful touches will transform the paper into memories your guests will treasure long after the last Christmas song is played.

Diana Sciarrillo

Chapter Head Guatemala
@idoguatemala



*Common Mistakes
When Organizing a
Christmas or New
Year's Eve Party and
How to Avoid them.*

Christmas is not only a date, it is an experience full of emotions, memories and magic. For me, it is a reflection of what I love the most: celebrating life with the ones we love the most, taking care of every detail so that the result is unforgettable. As an Argentinean living in Santiago de Chile, mother of four and passionate about design and planning, I have learned that in events - as in life- the difference lies in the details.

My path as an event designer began in Milan in 2012, a city where I learned to transform elegance and creativity into art. Since then, every celebration I design carries a unique essence, created from the dreams of my clients. On this occasion, I want to share with you the most common mistakes when organizing a Christmas party and how you can avoid them to make this year as special as you imagine it to be.

1. Not setting a clear budget.

The enthusiasm to create a special celebration can lead to spending more than necessary, leaving out what is really important.



How to avoid it:

Set a budget and divide it according to your priorities: dining, decor, entertaining and finishing touches. Learn to balance quality and style to maximize every investment.

2. Planning on the fly

Lack of organization can lead to unnecessary stress and results that don't meet your expectations.

How to avoid it:

Plan at least one month in advance. This time will allow you to coordinate with suppliers, carefully choose the design of the event and anticipate any unforeseen events.

3. An unbalanced menu

Offering too many dishes is not only exhausting, but can overshadow gastronomic quality.

How to avoid it:

Select an elegant and well thought-out menu. At my events, I tend to incorporate modernity, highlighting quality ingredients. Add options that cater to the needs of all guests, such as vegetarian or gluten-free dishes.



4. Don't forget the children

The little ones are also part of the celebration, and their fun is essential for the success of the event.

How to avoid it:

Dedicate an exclusive space for them, with activities such as themed crafts, games or a Christmas movie area. This ensures that both they and their parents enjoy the evening.

5. Decoration without concept

A disorganized or excessive decoration can detract from the visual impact and generate disconnection in the environment.

How to avoid it:

Define a clear concept. At my events, I tend to draw inspiration from traditional palettes such as red, green and gold, or more contemporary designs that incorporate neutral tones with metallic touches. Adding

natural elements, such as pine branches, scented candles and soft textures, elevates the sensory experience.

6. Ignoring the weather

An outdoor event can quickly become complicated if you are not prepared for a change in the weather.

How to avoid it:

Anticipate the unexpected. Always design a plan B that includes elegant tents, heaters or an indoor alternative that maintains the original aesthetics of the event.

7. Lack of entertainment

Adequate entertainment is the lifeblood of any celebration, and its absence can affect the atmosphere.



How to avoid it:

Include memorable experiences, such as interactive beverage stations, sophisticated gift exchanges or even live music. At every event I host, I prioritize moments that connect emotionally with attendees.

8. Underestimating the closing of the event.

Dismantling and cleanup can become chaotic if not planned as carefully as set-up.

How to avoid it:

Rely on a professional team to dismantle and clean up after the event. This will allow you to enjoy every last moment without worrying.



An approach based on excellence

My experience as a mother and businesswoman has taught me that, just as I take care of my family, I must also take care of my clients' dreams. Every event I design reflects not only their vision, but also my dedication and passion for details. Christmas is the perfect opportunity to express our creativity, love and gratitude.

May this season be a reflection of your best wishes, and may your Christmas party be a work of art designed to create unforgettable memories. Remember, the magic is in the details.

Tamara Giannini
Wedding and Event Designer
Banquetera
www.tamaragianninientos.com
@tamaragianninientos

Minimalist Holidays

**Celebrate an intimate and stylish
Christmas**



Christmas, a time of celebration and family reunion, is often associated with big parties, exuberant decorations and tables overflowing with food. However, we are in times to enjoy this holiday in a more intimate and meaningful way, giving more value to sharing among family, friends and loved ones, even opting for a minimalist celebration.

The premise translates minimalism into giving more importance to the experiences of closer Christmas gatherings, full of details that are worth more for their essence than for what they materially mean. Luxury and appearances give way to the homemade, to that traditional family recipe or simply to group activities that are based on sharing joys and moments. They become unforgettable memories that unite and leave the desire to repeat them next year, even the enthusiasm that perhaps this space has the power to call closer encounters than the next Christmas.



A minimalist Christmas does not mean giving up the magic and joy of the season, but rather redefining it. It's about focusing on the essentials: the company of our loved ones, authentic connection and the creation of unforgettable memories. By reducing the visual and material noise, we can better appreciate the small details and enjoy a more relaxing and meaningful experience.

Keys to a Minimalist Christmas with Style

Soft and Elegant Decoration:

Choose a neutral and natural color palette, such as white, beige and dark green. Use natural elements such as pine branches, candles and warm lights to create a cozy and sophisticated atmosphere.

Simple and Delicious Menu:

Instead of an elaborate banquet, prepare a menu with fresh, seasonal ingredients. A simple main course, accompanied by a variety of side dishes and homemade desserts, will be enough to delight your guests.



Conscious Gifts:

Instead of hoarding material items, give the gift of experiences, such as a home-cooked dinner, a trip to the movies or a relaxing massage. You can also opt for handmade gifts or sustainable products.

Meaningful activities:

Instead of focusing on gifts, organize activities that foster connection and fun, such as board games, a movie night or a nature outing.

A Relaxed Atmosphere:

Create a relaxed and welcoming atmosphere in your home, where your guests feel free to be themselves.

A minimalist Christmas does not mean giving up the magic of the season, but rather redefining it. By focusing on the essentials, we can enjoy a more authentic, meaningful and memorable celebration. You don't need to throw a big party to experience an unforgettable Christmas. Sometimes, the most special moments are those shared in an intimate and cozy atmosphere, surrounded by the people we love the most.



If there is anything left from the pandemic and especially from these times of change, the rage for technology and the high consumption of social networks, it is the cooling of those beautiful and lasting bonds with our loved ones. Christmas will always be a great excuse to get together, laugh at ourselves and reaffirm our fraternal love. Let's connect with Christmas in its essence rather than in its appearance, I am sure you will enjoy more your loved ones and the experiences they live around these dates.

I leave you my coordinates so we can continue talking about this and any other topic of the exciting world of weddings and events, I'm Juan Salvador, I greet you from Venezuela, thanks for always being there.



Juan Salvador

Master Wedding & Event Planner
HEAD MASTER IADWP VENEZUELA
juan@juansalvadoreventos.com
+58 412 BODA000
(2632000)

IG: @juansalvadoreventos




*Christmas is a Gift of
Love and Shared
Dreams*



Christmas, along with New Year's, is much more than just lighted streets, parties and gifts. It is a celebration of what really matters: love, hope and the moments we share with those we love the most. For couples, this season has a special power, a power that invites us to cherish every moment together, surrounded by the magic that only Christmas can bring. It is the perfect time to embrace the promise of a future full of shared dreams.

Amidst the twinkling lights, the music that envelops the air, the decorations that fill the spaces with warm colors, and the carefully wrapped gifts, there is one gift that stands out above all else: love. There is no wrapping paper that can wrap the deep feeling of knowing that you have found that special person, that soul mate with whom you will go through life.



Christmas is a time when words are sometimes not enough to express all that is felt. Sometimes, all we need is a hug, a kiss under the stars, or a simple gesture that says more than a thousand words. Those moments, full of laughter, complicity and glances that say it all, are memories that remain engraved in the soul, as if they were photographs treasured by the heart.




As a photographer, I have had the privilege of capturing these special moments. Each image I create is not just a photograph; it is a testimony of love, of connection, of shared promises. In every portrait I deliver, I see the story of a couple that loves each other, that chooses each other, that believes in the power of shared dreams. **Because photography not only immortalizes time, but preserves it in the heart.**

Christmas, then, is much more than a simple celebration. It is the perfect time to renew silent vows, to dream together, to plan for the future with the hope that each December will be even more special than the last. **It is an invitation to continue building a life of love, laughter and memories, one more step towards that future that only you and your loved one can write.**



This December, embrace the magic of Christmas with a heart full of gratitude for the love that surrounds you, for that person who walks beside you. May every moment together be a gift, and at the end of the year, when we look back, may we see a road we traveled together, full of love and dreams fulfilled.

Because, in the end, **Christmas reminds us that the most valuable thing we can give and receive is love.** May Christmas be a time filled with unforgettable moments full of love.



Santiago Pérez Castillo

CEO de Shag Studio
Fotógrafo
@shagstudio
Móvil 507 6639-6357

An outdoor dining area with several wooden tables and chairs. The tables are set with green napkins and silverware. The chairs are dark wood. The area is covered by a large canopy with red and white stripes. In the background, there are trees and a person in a yellow jacket walking. The floor is made of stone tiles.

The Stress-Free Organization

Your ultimate checklist for a perfect Christmas at home

The holiday season is synonymous with joy, but it can also become a sea of stress if not properly planned. Forget the pressure and make the most of this time with your family and friends.

In every event planning is the key to success, plan your celebration by aspects, one of my great teachers used to say that “a celebration was like a table with four legs, make sure that each leg is firm and the table will not collapse”. This means that the celebration has 4 priorities:

1. Location: The number of guests and the place where to celebrate go hand in hand. Capacity and comfort is a priority. Make sure that the number of seats, bathrooms, furniture is adequate to what is planned. Also snacks, main meal, drinks, music and entertainment must be in harmony, neither too much nor too little, whatever satisfies will be fine. Opening our home to guests and loved ones should always be a reason for happiness by sharing unforgettable experiences for their value and what unites us with our loved ones.



2. Entertainment: Each group of friends and loved ones are united by musical and entertainment elements in particular, it can be a Christmas Karaoke, a guitar and carols gathering or a good selection of retro music that puts them in the mood. The entertainment is fundamental, it does not have to be very elaborate, but consistent with the group that will be sharing.

3. Food and beverage: a catering well calculated in quantities and thought according to the schedule and the celebration. It must be practical to serve and consume, it is not necessary to have a variety of dishes and drinks, it is enough to know our guests and we will surely be able to make some practical combinations to serve or to expose for a friendly and comfortable self-service. Your guest will always appreciate a tasty, friendly and easy to eat combination. Exotic dishes are not always practical to serve at home and the more elaborate they are, the longer it takes to serve them. So relax and make it practical and easy, but always tasteful of course!

4. Details and ambiance: Decoration and ambiance are always necessary, do not confuse something practical and elegant



with something simple and non-existent, you can have details that are easy to place while maintaining good taste. Remember not to overwhelm the guest or overdo it with the elements; lights, candles, ornamental plants and a little bit of good taste will be enough. A scented candle in a nice candelabra can be a cozy option for a warm centerpiece, let creativity fly and enjoy this phase with good taste and practicality.

Finally a few tips to build a checklist, Christmas will be a pleasure!

Before dinner:

-**Set your menu:** Choose dishes that you can prepare in advance or that require little cooking time on the day of dinner.

-**Make a shopping list:** Organize your shopping by sections to optimize your time at the supermarket.

-**Delegate tasks:** Don't do it all by yourself. Involve your family and friends in the preparation of the dinner.

-**Prepare the decorations:** Create a cozy and warm Christmas atmosphere.

-**Confirm attendance:** Make sure you have an accurate guest count to plan the food and drinks.

During dinner:

-**Relax:** Enjoy the company of your loved ones.

-**Delegate service:** If you have many guests, ask for help in serving food and drinks.

-**Anticipate possible unforeseen events:** Have some basics on hand such as extra napkins, candles and a first aid kit.

After dinner:

-**Quick clean up:** Pick up dirty dishes and glasses to avoid clutter.

-**Be grateful for the help:** Express gratitude to those who helped you during dinner.

-**Relax and enjoy:** Take time to rest and reflect on the special moments.



Additional tips:

-**Plan ahead:** Start organizing Christmas at least a month in advance.

-**Be flexible:** Don't stress if something doesn't go as planned.

-**Delegate tasks:** Don't be afraid to ask for help.

-**Enjoy the moment:** Christmas is a time to share and enjoy with your family.

With a little planning and organization, Christmas can be a magical and stress-free time. Follow these tips and make the most of this celebration with your loved ones. Happy holidays!

We'll see each other in the next opportunity, write me at any of my coordinates and we'll gladly talk about these topics or whatever you like in the fascinating world of events.

Juan Salvador

Master Wedding & Event Planner
HEAD MASTER IADWP VENEZUELA

juan@juansalvadoreventos.com / +58 412 BODA000
(2632000)

IG: @juansalvadoreventos

A hand with two ornate rings holds a bundle of dried herbs over a lit candle. The candle is in a red and black patterned holder. The scene is surrounded by dried leaves and pinecones on a white, fluffy background.

Harmony and Tradition

Rituals to create unforgettable moments

Every season of the year and every celebration along our way gives us the opportunity to preserve, maintain and in many cases create spaces to enjoy the magic of them as a constant of life. We go at an accelerated pace and many times we feel that we lack hours in the day to meet the demands of our obligations: work, studies and commitments in general. The beautiful and admirable thing about human beings is their energy, the same energy they put into everything that has value for them and their loved ones.

Christmas is a special season in which we make our own illusions and traditions come true or those acquired over the years.

I could walk this path by taking you to traditions, rituals and beliefs of wonderful places in the world where this unique moment is lived in different ways.

But the intention is to give you the option to connect with your inner power through a sublime and subtle connection.



Smells, tastes, prayers, chants and energy are key words in some of our rituals.

We light candles, intend elements and make a ritual of ashes to transmute memories and past actions that we renounced to create new opportunities. We leave behind that which provided us with a life lesson because it is time to let go.

Spirituality is part of our divine connection that is linked to our human form and nature. By connecting with ourselves we will understand that deep desire to listen to ourselves and live in a more conscious way in gratitude and attunement with all that surrounds us.

Family traditions

As we travel through the world of traditions, there is a very significant one for families that is deeply rooted and celebrated prior to this time of the year: the Advent wreath, a symbol of infinite love, gratitude, family and fraternal union.

We can make our advent wreath with natural elements and personal taste following some guidelines:

It will be circular in shape to remind us of the promise that love is infinite and has no beginning and no end. It will have twigs and green leaves representing hope and life and 4 spaces suitable for a special color candle for each week before Christmas. They are lit for 4 Sundays, one at a time. It will regularly carry a red ribbon representing the metaphor of the first beings Adam and Eve.

When we are gathered around it, we pray or sing, since it is believed that whoever sings prays twice. We take the opportunity to thank and ask for blessings for the home and for the ones we love and also to remember the less favored and ask for them.

We do not intend to establish this tradition in you if it does not vibrate in your tune or is not one of your traditions. However, if you know it or do it, you will know that every Sunday when you light the corresponding candle, an atmosphere of hope and love is created in each member of the family that participates. Considering that nowadays there are few spaces in which we can focus to give ourselves a little peace and communication, it is valid to take it into account.

It takes place four weeks before Christmas Day.

Christmas is the central day after the well-known "Misa de Gallo" (Midnight Mass)

Group or individual tradition.

A journey into the interior and rituals

To start any ritual we always recommend a previous energetic cleansing, which can be simple and easy according to the power of

the intention, using elementals such as water, fire and sounds to detoxify our spaces and put them in harmony. It is proven that the intention we put in the previous acts to perform has the power to carry the information to our unconscious and materialize what we want, such as releasing contained or stagnant energies and fill us with peace, and materialize goals and life projections.

Archangels connect us with divine energy and manifest in our lives in special and wonderful ways. They give us messages and we can connect with their energy by performing a simple ritual for which we need incense or incense burners, some crystals or quartz, if they resonate with you, and a special candle in the color of the connecting archangel.



The space should be comfortable, calm, preferably with a subtle melody that invites meditation that leads us to calm our thoughts and connect with our inner self.

We will ask for guidance and protection, abundance and providence, inner peace and health.

They communicate through thoughts, numerological signs, sensations that are quite vivid, sometimes pleasant smells, or visual messages that take us to special memory spaces for each of us.

For communication with them we always have 7 archangels at our disposal:

Archangel Miguel, protection, blue color. Archangel Jofiel, wisdom and spirituality, yellow color. Archangel Chamuel, emotional strength and divine love, color pink. Archangel Gabriel, divine communication, color white. Archangel Rafael, health and healing, color green. Archangel Uriel, transformation, color orange or red. Archangel Zadquiel, forgiveness and compassion, color violet or purple.

This connection ritual can be performed individually or collectively with people who are in agreement with the moment, full of good intentions and goals to achieve. With the candle lit we visualize in a concrete way what we want to achieve, asking for the accompaniment and guidance of the chosen archangel, but not before having meditated and thanked in a conscious state everything that has been given to us.



This will lead us to a sense of evolution and peace that we can get used to. We will let the lit candle burn out and carry in its light that intention set at the beginning of our ritual that connects with the essence of the divine and universal energy. We will pay attention to the present moment and I assure you will have real messages from your archangel of protection.

Recommended for closing of the year or opening of cycles.

Ashes and closing of cycles

For this ritual you need a blue or violet candle, quartz such as tourmaline, white quartz or amethyst; elementals such as *palo santo*, rosemary, or sage; bells or bowls to create expansion through sound; sheets of paper and pencils of the color of your choice.

We start by lighting the candle and creating spaced but continuous sounds with the bells or the bowl.

The intention is to create a moment in which we connect with our journey during the present year and all that we have gone through until the day of the ritual. We must take the necessary time to allow ourselves to feel and express; we may have moments of nostalgia in the process, but they are completely valid: feel, express and let go. After clearly seeing what we want to transmute, we write, fold our leaves and proceed to burn it in the fire of our candle. If we do it alone or in a group, we will then light the elemental that we have chosen between the palo santo, rosemary or sage that will help us to center our being in the present. We will blow with the firm intention so that the smoke transports our desires, passing it through our head in a clockwise direction. We can do this ourselves or someone else can accompany us and be part of the process. Finally, as a meditation, we visualize those specific intentions for the new year.

We can deposit the ashes in a pot as fertilizer for the same. Let us trust in the power of transformation.

Recommended for birthdays, end of the year or closing of personal and process cycles.



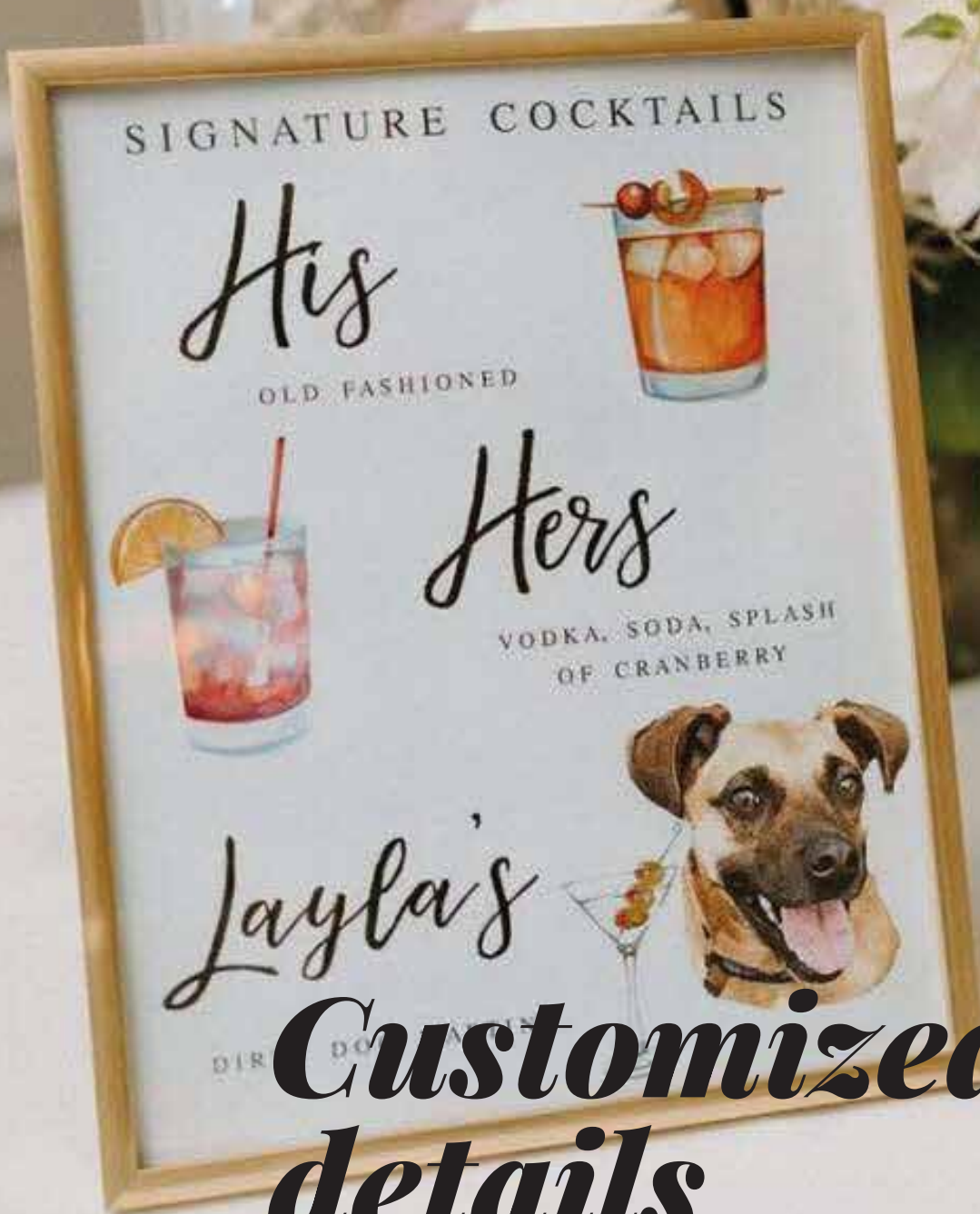
Let us also remember that when we perform acts, such as preparing a cake, cookies, a punch or grandma's delicious chocolate, they will take us back to that moment of happiness and longing that does us so much good. They move us by bringing to the present traditions and memories that are worth the effort to keep alive and share with those we love.

When a tradition or ritual becomes part of our lives it helps us to root ourselves and live the present confident in the path we have set in our life projection. If we follow the divine guidance of the power that is faithfully within us, we can be sure that everything will flow in each of us.


Light and providence to all, Merry Christmas and an amazing New Year, may happiness always find us.

Angela Tovar Suarez

www.angelatovar.com
@Angelatovar_weddingplanner



***Customized
details***



How to make your guests feel special

Organizing an event, whether it is a wedding, a birthday, a corporate party or any celebration, is a unique opportunity to create memorable experiences. One of the best ways to do this is through personalized details that allow each guest to feel special and appreciated. These small touches not only reflect the host's style and personality, but also leave a lasting impression on everyone in attendance.

Personalized Invitations and Stationery

Invitations are the first impression guests will have of the event, so personalizing them is a great way to grab their attention from the start. If you want guests to feel valued, include details that reflect something unique about each person or the theme of the celebration. In addition to invitations, you can personalize event stationery such as menus or thank you cards.



Personalized Gifts or Souvenirs

A detail that never goes unnoticed are personalized gifts for guests. They don't need to be expensive, but they do need to be meaningful. They can be small gifts such as engraved key chains, scented candles with personalized labels, or a distinctive gift from the host.

Custom Tables and Special Seating

The arrangement of the tables is also a great opportunity to personalize the event. You can assign guests specific seating, placing a card at each place setting with their name and a personalized message that references their relationship with the host or some shared experience.

Personalized Clothing and Accessories

Another fun and meaningful way to personalize an event is through clothing or accessories. For example, at a wedding, you can give personalized headbands for the women, or engraved shirts for the men. At theme parties, it can be costumes or accessories that make all the guests feel part of the theme.



Food and Beverage Details

Food and beverage details also play a key role. If you have a sweets table or beverage bar, personalize the items with labels, colors or flavors that fit the style of the event or the guests' preferences. You can create special cocktails with names that reference something about the relationship with those present or include desserts decorated with personal messages.

Personalized photos and photo booths

Today, photo booths are one of the most popular activities at any event. To make your guests feel even more special, customize the booth props or backgrounds with unique details that connect with the theme of the event or the interests of your guests. In addition, instant photos can be given away on the spot as souvenirs.

Personal Messages and Thank You Cards (Thank You Card)

One of the most sincere ways to show your guests how much you appreciate them is through words. Take a moment during the event to thank them for their presence, or even leave a personalized letter on their seats that expresses how important they are to you.



Personalized Experiences

In addition to tangible objects, personalized experiences can leave an indelible impression on guests. This can include specific activities based on their interests or even surprise moments during the event. For example, if you have a movie-themed party, you can create a personalized screening of clips depicting important moments in the host's life with the guests.

Personalized details are the key to making each guest feel unique and appreciated at your event. By incorporating special touches that reflect their interests, relationships and the overall ambiance of the event, you will not only make the day unforgettable, but strengthen the bond with each of them. Remember that it is not about the quantity, but the sincerity and effort that goes into making each detail meaningful. With these small gestures, guests will take with them indelible memories of a celebration in which they felt truly special.

Mirta Sánchez

Chapter Head
República Dominicana

Holiday Drinks

Cocktail ideas for a Christmas toast



Christmas is a special time to share with family and friends, and there's nothing better than accompanying the celebrations with delicious festive drinks. Whether for a toast, a party or a cozy evening, holiday cocktails can add an extra touch of magic.

On this occasion we have the collaboration of Jomy Gonzalez, hotelier, owner of an event company specialized in mixology, 'COCKTAIL DELIVERY RD'.

He defines himself as a storyteller and, as it is something he likes, here he wraps us in this story that will transport us to the fascinating world of cocktails.

"Autumn begins, the breezes that give way to the most joyful time of the year begin to be felt. It begins with the celebration of Thanksgiving and invites us to tune in to each of the privileges we enjoy."

"There's turkey, cranberry, cinnamon and pumpkin, and for those of us who live the passion of cocktails, it occurs to us to mix seasonal fruits and pair the experience with homemade ingredients. So, we take a bag of hibiscus tea, a wine glass, fill it with ice and pair a cava in the tea. To present it more



dramatically we look for slices of yellow lemons, and before we know it we have a wonderful cocktail, low in sugar, with a bright color and a citrus aroma that will perfume our table."

"For those who prefer a drink with a more masculine touch, you can look for a drink with more character such as rum, which mixed with apple juice and a cinnamon stick can feel the taste of Christmas in our mouths."

"Since at this time of the year we meet up with distant relatives who are usually there on important dates or occasions, I take out a tall glass, fill it with ice and add whiskey, a little ginger tea, honey and pineapple juice. Finally I top it with a pineapple leaf to make the cocktail look impressive and exuberant."

"If we have children of different ages that fill the home with joy, for them it is time for carols, mischief, games and creating unforgettable moments. So as sugar gives them that energy that characterizes them, I will fill their palate with a trip to Euro Disney with lemon soda and fresh fruits, natural strawberries and some basil leaves so that the aroma reminds them of a pizza. Another option is to mix peach in syrup with vanilla essence to make them feel like a cupcake bursting in their mouth."



Christmas is a time to celebrate, so this holiday season we recommend experimenting with festive cocktails. Here are some drinks that are elegant, delicious and full of holiday spirit:

Cava Cocktail with Raspberries

Cava is an ideal sparkling option for a toast, and when combined with fresh raspberries, it becomes a sophisticated cocktail full of flavor.

Eggnog

This Christmas classic is ideal for those cozy gatherings by the fireplace. Although it is more common in the United States, it is also popular in many Spanish-speaking countries.

Apple and Cinnamon Cocktail

Apples and cinnamon are emblematic flavors of Christmas. This cocktail is warm, spicy and easy to prepare. This cocktail offers a delicious combination of sweet and spicy, ideal for a Christmas evening.

Christmas Mojito

For those who prefer cool drinks with a tropical touch, the Christmas mojito is an excellent choice. Mint and ginger add freshness, while red berries give it a Christmas touch.



Christmas Eve Cocktail

This cocktail, inspired by the flavors of Christmas, mixes cherry liqueur and red wine, ideal for a festive toast.

Hot Chocolate and Baileys Cocktail

It's perfect for cold December nights. This cocktail combines the comforting taste of hot chocolate with the smoothness of the Irish liqueur Baileys.

Cider and Rum Cocktail

Cider is a traditional drink in many Christmas celebrations that, when mixed with rum and spices, becomes a perfect drink to toast.

Holiday cocktails are a great way to add flavor and fun to your events. Whether you prefer something sweet, fruity, warm or sparkling, there are options for every taste. Don't forget to decorate the drinks with festive elements, such as fruit, cinnamon sticks or even a touch of sugar on the rims of the glasses.

Mirta Sánchez

Chapter Head
Dominican Republic



The Importance of a Christmas Table

Celebrating with style and sustainability



Photography: vibes.storytellers

Christmas is a celebration of togetherness, love and gratitude, and the table is where these values meet. In addition to being a space for sharing food, the Christmas table symbolizes family warmth and the opportunity to create unforgettable memories. As wedding planners, we know that every detail counts, and bringing this knowledge to the holiday table can transform the celebration into a magical experience full of style and purpose.

Christmas table design not only reflects good taste, but also a profound message of care and respect. Opting for an elegant and



Paola Medina-Junior Chapter Bogotá COL
Photography: vibes.storytellers

conscious decoration creates a cozy atmosphere that captivates guests. It is important to keep these details in mind to add great value when designing your table for the most important time of the year: CHRISTMAS.

Colors and Textures: Natural shades such as green, gold and white, combined with



SAna Maria Posada-No Me Olvides
Photography: vibes.storytellers



Photography: vibes.storytellers



Photography: vibes.storytellers

recycled, organic materials, evoke sophistication and connection with nature.

Personalized Details: Handwritten place cards or unique ornaments, made by local artisans, add an exclusive touch.

Nowadays, where caring for our planet becomes an essential commitment, it is important to highlight that sustainability is not a trend, it is a necessity. Creating a sustainable Christmas table shows love and commitment to the planet.



Maria Rivas-Junior Chapter Quindio-COL

Photography: vibes.storytellers

There are some important points to highlight when choosing materials in particular, such as:

Reusable materials: Opting for ceramic tableware, steel cutlery and cloth napkins reduces waste.



Nolita Torres - Junior Chapter Cesar-La Guajira-COL

Photography: vibes.storytellers



Eliana Gonzalez-Junior Chapter Cartagena-COL

Photography: vibes.storytellers

Eco-Friendly Decoration: Centerpieces with natural elements such as pine cones, eucalyptus branches or local flowers are aesthetic and responsible.

Sustainable Menu: Including organic or locally sourced products not only enriches the flavors, but also supports nearby communities.

A Bright Future Together

As with destination weddings, to create an unforgettable experience, every detail counts. This Christmas, let's invite our loved ones to share not just a dinner, but a commitment to a more responsible future. As Capitulo Colombia, we will remain committed to transmitting a vision of responsibility to future generations and to our clients. That is why, gathered at a single table with the JUNIOR CHAPTERS of Colombia, we decided to say goodbye to 2024 thanking for the opportunity to belong to the IADWP, dreaming and envisioning a path together, where affection, equality, admiration, respect and collaboration among the team prevails. A table designed by Ana Maria Posada from the company NO ME OLVIDES, a brunch created by Jader Cano, photos taken by Camilo Medina & Johana from Vibes Story Tellers made us live the



Marcela Blanco-Junior Chapter Barranquilla-COL.
Photography: vibes.storytellers

best Christmas lunch. Because celebrating with style is also celebrating with conscience, let every Christmas table shine with love, style and responsibility!



Sonia Martinez- Chapter Head Colombia
Photography: vibes.storytellers



Jader Cano-Junior Chapter Medellin-COL.
Photography: vibes.storytellers

Sonia Martinez Jurado

Bridal Agency | Chapter Head Colombia IADWP
info@bridalagency.co | @bridalagency_ | +573154430925
Fotografía: @vibes.storytellers
Makeup: @luciacobsmakeup

Little Guests, Big Moments

How to include children in your wedding without stress



Including children in weddings can add a touch of charm and joy, but it also requires careful planning to ensure the day goes smoothly for both the couple and guests. As a luxury wedding planner, I believe that children can enrich the atmosphere when included in a thoughtful way, creating charming and elegant memories. Here's how to achieve a seamless experience for everyone:

1. Create child-friendly spaces

Designing a special area for children ensures they have a place to relax and play while being kept entertained. A “Kids Corner” can be decorated to complement the wedding theme—think small tents, floor cushions and age-appropriate decorations. Providing small tables for crafts, puzzles or coloring can keep the little ones busy while everything looks neat.



2. Hire Professional Babysitters

One of the best investments you can make is to hire professional babysitters or children's entertainers. They can take care of the children during the event, making sure they are supervised and entertained without disrupting the wedding. From face painting to interactive games, these professionals bring creativity and peace of mind to your day.

3. Offer Children's Entertainment

Keep children busy with activities designed for their age group. A puppet show, magician or even a miniature movie area with cushions can be ideal solutions. Interactive stations like cookie decorating or a photo booth with props can also keep them entertained, adding a fun touch to your event.

4. Design a Special Children's Menu

Children rarely appreciate the complexity of gourmet dishes. Offering a separate menu with options such as mini burgers, small

pizzas or fruit kabobs ensures they are happy and well fed. To maintain elegance, serve these meals in charming individual boxes or on trays that match the event decor.

5. Choose the Right Time

Adjust the schedule to fit the children's routines. Schedule key moments such as the ceremony or the first dance early in the evening, when the little ones are less tired or restless. If possible, provide a quiet, cozy space where they can rest or relax.

6. Include them in the Celebration

If children are part of the wedding party, such as page boys or ring bearers, make their role easy and fun. Let them practice during the rehearsal and encourage them with small incentives.



They'll feel special, and their participation will add a touch of poignancy to your ceremony.

7. Communicate Expectations with Elegance

Inform parents in advance about childcare arrangements, available activities and expectations. Include a note in the invitation or on the wedding website with this information, so they can plan accordingly. Parents will appreciate your attention to detail and your thoughtfulness.

8. Prepare for the Unexpected

Even with the best planning, children can be unpredictable. Equip your team with emergency kits that include wipes, snacks and small toys to handle any surprises with grace.

A Perfect Balance

By prioritizing both the couple's vision and the well-being of the little guests, you'll create a sophisticated, enjoyable and unforgettable wedding experience. Including children doesn't mean forgoing elegance; it's all about careful planning and a touch of creativity.



Diana Sciarrillo
Chapter Head Guatemala
@idoguatemala



Christmas Attire



How to choose a sophisticated and comfortable look

Christmas is much more than just a date: it is an experience full of emotions, traditions and unforgettable moments. Whether in a warm Argentinean summer or in the magical atmosphere of a snow-covered landscape, the choice of the ideal outfit can make all the difference. The challenge lies in finding that perfect balance between the sophistication demanded by the occasion and the comfort that ensures that every moment is fully enjoyed.

Christmas in hot climates

In regions like Argentina, where Christmas comes with high temperatures, the focus should be on keeping cool without losing style. Natural fabrics such as cotton, linen and silk are ideal for their ability to regulate body temperature. In addition, light colors such as white, beige or pastel not only evoke elegance, but also reflect warmth, making garments more comfortable.



Women can opt for flowing dresses with minimalist cuts, ideal for family dinners or outdoor celebrations. For men, a linen shirt paired with relaxed but well-fitted trousers is a safe bet. In both cases, accessories play a crucial role: a striking necklace, an elegant belt or shoes in metallic tones can elevate any outfit without making it overdone.

Practicality is also important. Think about clothes that allow for mobility, especially if you plan to dance or play with the kids. Light make-up and fresh hairstyles, such as braids or casual updos, complement the feminine look perfectly, while men can look impeccable with a neat but natural style.

Christmas in snowy and cold destinations

On the other hand, if you're spending Christmas in a cold weather destination, layering is key. Here, garments should not only protect you from the cold, but also convey elegance. Choose materials such as wool, cashmere or thermal fabrics that offer warmth without adding excessive bulk.

A long coat in neutral tones such as black, grey or camel is an investment that never fails, paired with scarves or stoles that add color and texture. Designer sweaters, especially those with subtle holiday details, are ideal for a sophisticated casual look. For those who prefer something more formal, a long-sleeved dress with thermal tights or a three-piece suit with a waistcoat may be the perfect choice.

Accessories are essential to personalize your outfit. Leather gloves, woolly hats and boots with inner lining will not only keep you warm, but also add a chic touch. In addition, colors such as burgundy, dark green and navy blue are options that evoke elegance and the holiday spirit.



Universal advice for any climate

Plan ahead: Consider the venue and type of event when choosing your attire. An intimate dinner at home does not require the same attire as a formal event in a restaurant or ballroom.

Adapt trends to your style: Don't follow fashions that don't represent you. The secret to looking good is to feel comfortable and authentic in what you wear.

Appropriate footwear: In warmer climates, opt for elegant sandals or lightweight loafers, while in colder climates waterproof boots with sophisticated details will be your best ally.

Smart layering: In cold weather, combine thermal under layers with smart outerwear. This will keep you warm without compromising on style. Details that make a difference: A well-chosen perfume, matching make-up and a neat hairstyle complement any look, making it memorable.

Christmas is the perfect time to reflect your essence through your outfit. Whether it's under the southern hemisphere sun or amidst snowy landscapes, your look should accompany you in the magic of sharing, toasting and celebrating.

Choose wisely, enjoy in style and make this Christmas an unforgettable celebration!

Adrián Pavía

Director Capitulo Sudamérica IADWP
@adrian_pavia



The Magic of the Christmas Table

Protocol, glamour and the art of celebrating
with elegance and love

Christmas is much more than just a day in the calendar; it is a unique occasion to share unforgettable moments with loved ones. As a wedding planner, I have learned that the success of any event lies in capturing the essence of its protagonists. Today I want to invite you to turn your Christmas dinner into a memorable experience, full of elegance, warmth and, above all, love. Join me to discover the golden rules of protocol and the secrets to be a luxury host or guest.

For hosts: The art of setting an unforgettable table

Choice of theme and colors: The first rule for creating a stunning Christmas table is to define a concept. Do you prefer a traditional style in red and gold tones, or something more modern in white and silver? Whatever you choose, make sure to keep the colors and decorations consistent.

1. Order at the table: Protocol dictates that each item should be carefully placed. Cutlery is placed from the outside in, in the order in which it will be used. Plates are stacked according to the menu: base, main course and, finally, the starter or salad plate. Glasses should be placed diagonally to the right, starting with the water glass and followed by the red and white wine glasses.



2. Details that make a difference: Personalize each place setting with name cards, elegantly folded napkins or small gifts such as a pine sprig tied with ribbon. These attentions not only add a special touch, but make each guest feel like an essential part of the event.

3. Lighting and ambiance: The magic of a holiday dinner lies in the ambiance you create. Opt for warm lighting, decorative candles and soft background music that accompanies without distracting.

4. The menu as the protagonist: Design a balanced menu that considers the preferences and dietary restrictions of your guests. Present each dish with elegance and take the opportunity to include family recipes that evoke nostalgia and tradition.

For Guests: How to Shine with Distinction.

1. Confirm your attendance: Respond to the invitation as soon as possible, and if you have any dietary restrictions, communicate them in advance. This gesture is a sign of respect for the host.



2. The Importance of Attire: Even if it is a family event, respect the dress code indicated on the invitation. If there are no specific indications, opt for a casual elegant look that matches the Christmas atmosphere.

3. Bring a Gift for the Host: A gift such as a bottle of wine, a dessert or a Christmas plant is a way to thank the host for the invitation and acknowledge the host's efforts.

4. The Art of Conversation: Be polite and avoid controversial topics. Participate actively, but allow everyone a chance to express themselves. Conversation is a key ingredient for a successful event.

5. Table Etiquette: Use silverware from the outside in, wait until everyone is served before you start eating and don't forget to thank the host for each dish. These small gestures reflect politeness and appreciation.

A VIP Event Celebrating the Essence of Christmas

If you're looking for a more exclusive touch for your gathering, consider these ideas:



- Hire a professional chef or caterer: Delegate menu preparation to focus on decorative details and interaction with your guests.
- Create a multi-sensory experience: Include interactive stations, such as a holiday cocktail bar or a gourmet dessert table.
- Incorporate technological elements: Surprise with an emotional video that showcases family moments or a live broadcast to connect with loved ones who were unable to attend.

A Message from the Heart

As a wedding planner, I firmly believe that there are no big or small events, only important moments that deserve to be celebrated. Christmas is, without a doubt, one of them. It is the perfect opportunity to stop, be thankful for what we have and share it with those we love.

I wish that this Christmas your table is a reflection of the warmth of your home and that every laugh, hug and toast is engraved in the memory of your guests. Because beyond the material details, what really matters is the love we share and the connections we strengthen.

Lissner Ortiz García

WeddingPlanner

@my_sweetliss

Adrián Padilla

Fotógrafo profesional @ps_adrian

Nicol Loor

Preparadora de reinas @queensbynicole



Toast times



Ideas for inspirational messages

In moments of celebration, meeting and reflection, toasts have always been a vehicle for sharing emotions and thoughts. The words that accompany the raising of a glass have a singular power. They can raise smiles, generate emotion or even change the course of a conversation. But how can we make these moments a space for inspiration? How can we create messages that, when shared, strengthen bonds, light up the mood and leave a lasting impression?

The Art of Toasting with Purpose

A toast is not only a gesture of celebration, it is also an opportunity to convey a message that resonates with those around us. In these times of constant change and challenges, inspirational messages have the power to unite, motivate and renew a sense of community. We would like to share with you some points for reflection when thinking about the toast.



1. Reflection on Personal Growth

One of the most powerful themes for a toast is that of personal growth. Talking about the achievements and learnings we have reaped over time, as well as the obstacles we have overcome, can be a reminder of our resilience and the importance of not giving up.

2. Celebration of Community and Human Connection

Modern times often push us toward individuality, but the act of toasting can be an opportunity to remember the strength of community. In these moments, we can highlight the importance of solidarity, mutual support and a sense of belonging.

3. Gratitude as a Driving Force for Change

In times of uncertainty, gratitude becomes a beacon that lights the way forward. A toast focused on being thankful for small and large blessings can transform the perspective of those present, helping them to focus on the positive and strengthen their spirits.

4. Hope for the Future

Nothing inspires more than the vision of a future full of possibilities. By toasting, we can invoke hope, optimism and the desire to keep dreaming. These types of messages not only invite action, but instill a deep sense of purpose.

5. The Importance of the Present Moments

Often, we are so focused on the future or the past that we forget to value the present moment. A toast to the importance of living in the now can have a great impact on those around us, inviting them to let go of worries and enjoy the here and now.

A Toast as an Act of Inspiration

In the end, a toast is much more than a simple gesture. It is a way to connect with others, to share our inner world and, above all, to remember that, in the midst of routine and difficulties, there is always something to be grateful for, to celebrate and to aspire to. The inspirational messages we can share in those moments not only have the power to enrich those who listen to us, but also to transform our own state of mind.

So, the next time we raise our glasses, let us do so with the intention to inspire, to motivate and to remind everyone present that each toast is, in itself, an opportunity to



sow hope and create deep connections. Because in this world of constant change, moments of toasting are a reminder of what really matters: life, love and the ability to move forward, always toward the best.

In our toast as IADWP COLOMBIA CHAPTER team we create moments of peace, love, harmony and reflection. We urge you that this Christmas and New Year's Eve, this toast is full of love, empathy and especially a lot of gratitude. Our best wishes to all of you today and always.

María Rivas - Junior Chapter Quindío

May Christmas inspire you to be thankful for what you have experienced, the lessons learned and the blessings received. May it mark the closing of a great cycle and the beginning of a new year full of love, happiness and abundance.



Paola Medina - Junior Chapter - Bogotá

Christmas means birth and may this be a time of union in family to celebrate our own rebirth, in each other and in all that we want to manifest to start a new year.

Marcela Blanco - Junior Chapter Barranquilla

This Christmas, surround yourself with love, laughter, gratitude and unforgettable moments. May your dreams come true this season.

Jader Cano - Junior Chapter Medellín

Let's be thankful for the moments shared, for the laughter, and for the opportunity to continue creating memories together. May the spirit of Christmas inspire us to give the best of ourselves, not only today, but always. Happy Holidays! May the coming year be filled with blessings and new opportunities for all.



Nolita Torres - Junior Chapter Cesar - La Guajira

Thank you for creating unforgettable moments and making every occasion a unique celebration. May this Christmas fill you with peace and love, and may next year continue to bring success and great experiences, Merry Christmas and Happy New Year!

María Alejandra Ceballos - Junior Chapter Pasto

May this Christmas, hearts unite to form an atmosphere of love and hope and prepare us to receive a year full of blessings, peace and lots of love. Merry Christmas to all.



Capitulo Colombia IADWP

Fotografia: @vibes.storytellers
Makeup: @luciacobosmakeup

Enhance your Christmas Decorations

Luxurious and creative ideas for your Christmas
tree

When it comes to holiday decorating, the Christmas tree is the crown jewel of your holiday celebrations. As a luxury destination wedding planner, I believe in blending sophistication and creativity to transform your tree into a masterpiece that reflects your unique style and charm. Here's how to turn your tree into the star of your holiday decor:

1. Choose a Theme, Tell a Story

Start by choosing a theme that resonates with you. Whether it's a wintry landscape, a vintage Victorian Christmas or a minimalist modern style, a cohesive theme elevates the entire design. For an elegant touch, opt for a color palette with metallic tones such as gold, silver or pink. Incorporate elements such as feathers, crystals or velvet to add depth and richness.

2. Layers of Luxury Textures

Take your tree from ordinary to extraordinary by playing with textures. Layer



luxurious ribbons or garlands in satin or silk. For a contemporary touch, replace traditional tinsel with strings of pearls, delicate lace or sparkling beads. Adding varied textures not only captures light beautifully, but also creates a sense of movement.

3. Ornaments with Personality

Instead of generic ornaments, select pieces with meaning and sophistication. Hand-painted glass balls, miniature figurines or even personalized pieces engraved with initials or memorable dates add a personal and luxurious touch. Mix sizes and shapes for a dynamic visual impact.

4. Floral Elegance

Who said flowers are only for weddings? Decorate your tree with fresh or artificial flowers in seasonal hues, such as poinsettias, roses or even orchids. Combine them with eucalyptus or magnolia leaves for a unique and sophisticated look. Place them strategically for a balanced, layered effect.



5. The Perfect Lighting

Lighting sets the mood. Use soft warm white lights for an elegant glow or mix it up with programmable LED lights that alternate between classic and fun modes. Place lights between branches to create dimension and a warm glow from within.

6. Top it off with Style

The tree ornament is the centerpiece of your design. Think beyond the traditional star or angel. Consider a bold floral arrangement, a handmade bow or even a custom piece that aligns with your theme. For those looking for a modern twist, metallic geometric designs make a striking statement.

7. Add Interactive Elements

Engage your guests by incorporating interactive elements. Hang small, beautifully wrapped gifts or handwritten messages for a



personal touch. For families, create a tradition where children or guests place a unique ornament on the tree each year.

8. An Eye-Stealing Skirt

Complete the design with a plush tree skirt or an elegant alternative such as a mirrored or metallic base. This adds sophistication and ties the whole look together.

This holiday season, let your Christmas tree be an extension of your style: luxurious, creative and uniquely yours. In the end, the beauty is in the details, and the magic lies in the memories you create around it.



Diana Sciarrillo

Chapter Head Guatemala
@idoguatemala



Christmas at Home

How to integrate family traditions into the celebration?

Christmas is a time of the year filled with family customs and traditions. It is a time to give and receive love, share with all our loved ones and simply enjoy the little things in life. Remember when you were a kid and you used to write your handwritten letter to Santa Claus and look up to the sky to see if you could see his sleigh go by? Christmas always takes me back to that magical feeling of seeing the tree lit up and the whole city full of lights and decorations, that festive spirit that you only feel at that time of the year.

I believe that this time of the year is a good excuse to be with our loved ones, reconnect and retake family traditions that we enjoyed so much in our childhood. Christmas has magic, so let's go back to dreaming and being children and enjoy at home moments that will remain forever.

Putting up the Christmas Tree as a Family

Since Christmas is such an eagerly awaited date, one activity that brings the family together is putting up the tree in a special place in the house, giving it that special touch of decoration and tradition. I think it is



something that generates a lot of excitement not only for the children but also for the adults who also enjoy sharing quality time. Decorate the tree with stars, garlands, angels, lights and all kinds of ornaments that enhance creativity and Christmas spirit.

It doesn't matter if during the year we were not able to share with our loved ones. I believe that this activity fills us with a lot of positive energy, emotion, nostalgia and teaches us to value that the most important thing in life is the time we share with the ones we love.

A Good Deed

Sharing and donating are actions that show the nobility of our hearts. Together with family or friends we can do a solidarity action that gives a special meaning to the celebration. Donating toys, clothes or food to some kind of organization or people in need is a way to bring joy and hope. I think there are thousands of initiatives in which we can get involved, there is nothing like sowing love with our actions.

Family Photo Session

This is an activity that has the great significance of creating memories. Can you imagine a Christmas themed photo shoot, everyone together and enjoying this magical time of the year. It can be done in a studio, at home while setting up the Christmas tree or decorating the house. It is an excellent opportunity to relax and spend time as a family away from the worries of everyday life.

Preparing Christmas Dinner

Can you imagine cooking together with your family, dividing the tasks and enjoying that special moment while preparing the best delicacies with your own hands?

Some may be in charge of cooking, others of cleaning up, selecting the tableware and decorating the table so that all family members can be part of the preparation. It is a great opportunity to enjoy, laugh and return to the feeling of the everyday family scene of our childhood.



To Remember is to Live Again

Let's remember when we were kids and just enjoyed simple things as a family. Many of our best memories were created from the simplicity of smiling and sharing. It is time to share a good get-together and remember our anecdotes, pass on to our children the value of family togetherness and create new traditions with them. Christmas traditions are like the glue that holds together and reinforces family values.

Celebrating Christmas at home with our loved ones is a true blessing and a moment of maximum connection. May this Christmas season be a reason for family togetherness, reflection, gratitude and a time to appreciate life and the company of the people who are part of our history.

Jossy Quezada

Chapter Head Peru IADWP
@jossyquezadawp



Creating Christmas Magic

A journey to the heart of wedding decoration with
Francisco Luna

When I think of Christmas weddings, how special and magical that moment is, my mind always goes to the decorations. It's not just the setting, it's the soul of the celebration, and in Central America, where traditions and holiday spirit are intertwined with so much meaning, flowers and details are what create that unforgettable atmosphere. I recently had a conversation with Francisco Luna, a floral master with a unique sensibility. From the very first moment, his approach and mine connected in a way that made talking about holiday decorating almost magical.

“More than creating, it's about being inspired by a concept,” he tells me with a warm smile, as if revealing a secret. “A concept that allows the bride's ideas to be adapted to the Christmas season, where the color, the elements, everything fits what the bride dreams of for that special day. We can never forget that premise.” And as I listened to him, I realized that what Francisco proposes is not just decoration, it is pure essence, a reflection of the soul of the couple and of the season.



I felt a deep connection with his vision. Francisco explained to me that his creative process is a mix of inspiration and the use of Christmas elements in a perfect balance, a 50/50, as he calls it. “It's what allows the bride's personality to shine through while the magic of Christmas comes through,” he adds. And that's where I understood that, for him, every Christmas wedding is a blank canvas, ready to be painted with the couple's story.

We talked about materials, about the importance of the natural. “Natural elements are essential,” he told me with a certainty that resonated with me. “Color creates a very strong visual impact, but it's the flowers and foliage that, even when simple, always bring freshness and elegance.” His words made me think about how every decision, every flower he chooses, has such a clear purpose, so intentional, that everything feels deeply connected.

As the conversation progressed, Francisco and I immersed ourselves in the role of lighting. “Light changes everything,” he told me, and I felt it. “Pin spots are critical.



It's not the same to see a floral arrangement under a soft light as it is to see it illuminated from the ceiling, highlighting its shapes and textures." In that moment, we both imagined that perfect wedding, with the white light illuminating the blue tones, or the warm light enveloping the reddish colors of the season. Every detail, from the light to the flower, comes to life as Francisco describes it, and I realize that we are totally aligned in our vision.

His love for local traditions also brought us together. "I always teach my students that the most important thing is to use what we have here, our flowers, our items," he explained to me. And that made me reflect on how, by incorporating those elements unique to our region, each wedding feels not only special, but grounded in our roots, in our culture.

When I asked him about his favorite flowers, I saw his eyes light up: "Pine, cypress, anthuriums, poinsettias, ginger, roses, dianthus. They all add a Christmas touch that can be as classic as it is modern." I loved the way he talked about flowers, with such affection, as if they were essential characters in the narrative of every wedding.



Near the end of our conversation, Francis shared a piece of advice that touched me deeply. "Before making a decision, I invite couples to do their research, to experience a Christmas in the place where they plan to get married. Christmas is a time for family, and that sentiment should be reflected in every detail." His view of Christmas, so intimate and personal, reminded me why I love what I do. Because it's about family, about connections, about creating something that lasts beyond the wedding day.

As I reflected on our talk, I realized that decoration is not simply aesthetics, it is a way of telling a story. Francisco and I share that passion, that need to make every wedding more than just an event, it's a reflection of love and tradition. This conversation left me even more inspired, and reminded me that, in every Christmas wedding, every detail counts to make that day unforgettable, something that will always remain in the hearts of those who live it.

Diana Sciarrillo

Chapter Head Guatemala
@idoguatemala

Francisco Luna

@franclunadesigner



*The Sweetest
Corner of
Christmas*

The memorable traditional dessert station

In every celebration, whether it is a wedding, a family reunion or a social event, there is a corner that awakens smiles, memories and the desire to repeat: the dessert station. This carefully designed space is not only a delight for the palate, but a window to the heart of the traditions and stories that connect us with our loved ones. With my experience in events, I want to invite you to discover how to create a holiday dessert station that takes your guests back in time, evoking warmth, nostalgia and unique moments.

The magic of traditional desserts at Christmas, desserts are not just sweets; they are carriers of memories. Each country has its repertoire of delicacies that tell stories of family and culture, here are some of them:

In Ecuador, *pristiños* dipped in honey, hot chocolate with dried fruit cake, and gingerbread cookies decorated in Christmas tones are not to be missed. In Mexico, crunchy fritters are reminiscent of the festivities around the *posadas* (Christmas parties).

In Italy, panettone steals the show at every table; in Chile, Easter bread evokes family gatherings; and in France, the *bûche de Noël*, or yule log, combines flavor and elegance.

Each dessert is a key that opens the door to childhood memories, to moments shared with the family and the warmth of home.



Designing an Unforgettable Station

Whether for an intimate event or a large social celebration, a dessert station should feature elements that seduce both the eye and the palate. Here are some key suggestions:

Aesthetics: an Invitation to Remember.

Design your station with decorations that evoke warmth and magic. If you opt for traditional tones such as red and green, use gold bases and crystals to highlight the desserts. Alternatively, if you prefer a more rustic approach, include wooden details that evoke an enchanted woodland setting.

Play with Heights and Textures:

Use stands of different heights to create visual dynamism. Cakes on tall bases, cookies on tiered trays and smaller sweets in decorative containers achieve a harmonious and attractive presentation.

Incorporate Personalized Details:

Small details such as cards with the names of the guests or labels describing each dessert add a level of care that does not go unnoticed. These gestures show that you thought of every detail to make your guests feel special.

Encourage a Multi-sensory Experience:

Add elements that invite your guests to interact, such as a permanent hot chocolate station, coffee, aromatics or even marshmallows for toasting. These details elevate the experience and encourage convivial moments.

The Balance Between Quantity and Time:

Calculate the amount of desserts based on the number of guests and the length of the event. Be sure to replenish continuously to keep the table attractive and well-stocked throughout the celebration.

Christmas Details that Inspire:

Include props, small trees, pine cones, warm lights or inspirational messages that reinforce the holiday spirit. Let your imagination take inspiration from vintage images to create a unique corner with your own style.

If your event is more social than family-oriented, make sure the desserts reflect the essence of the host or the theme of the gathering. In this case, you can opt for gourmet desserts with a sophisticated presentation that will surprise guests, such as macarons with golden details, personalized chocolates or individual mini cakes.

This corner should not only be a gastronomic delight, but also a narrative experience: each dessert can tell a part of the host's story, his trips, traditions or personal tastes.

Nostalgia in Every Bite

Desserts have the unique ability to transport people back in time. Imagine your guests tasting a piece of dried fruit cake that reminds them of Christmas at their grandparents' house, or tasting *pristiños* that evoke afternoons in the kitchen with the family. This corner is more than a dessert station; it is a portal to indelible memories.

The Power of Small Details

Remember that the difference between a beautiful corner and a memorable one is in the details. From the choice of tablecloth to the way you fold the napkins, everything



counts. Allow yourself to customize and play with unique elements to make your dessert station the star of your event.

Christmas is a celebration that invites us to pause, savor life and reconnect with those we love. For me, every event is an opportunity to celebrate what brings us together and to remember that there are no small occasions when it comes to sharing important moments.

This Christmas, may you find in every corner of your home and your table, the reflection of the love you share with your loved ones. May the desserts be not just sweets, but the representation of all that is good and warm in your life.

From my heart to yours, I wish you a holiday season filled with love, sweet memories and much happiness.

Happy Holidays! ❤️

Lissner Ortiz
WeddingPlanner Chapter
IADWP Ecuador
@my_sweetliss



Ambience Tips

**Aromas and textures to fall in love with at
Christmas time**

Christmas is a magical time that invites to create warm and cozy atmospheres. The ambiance plays an important role in achieving this goal. Beyond the traditional lights and decorations, aromas and textures can completely transform a space and transport us to a dream world.

Smell is one of the most powerful and evocative senses. Aromas have the ability to awaken emotions and memories. For a Christmas full of charm, you can use:

Scented candles: choose fragrances such as cinnamon, vanilla, pine or orange to create a warm and cozy atmosphere.

Incense: Natural incense, such as sandalwood or cedar, add a touch of spirituality and relaxation.

Essential oils: Diffuse essential oils such as orange, cinnamon or eucalyptus through a diffuser to subtly scent your home.



Homemade cookies and desserts: The aroma of freshly baked cookies or hot punch is an irresistible invitation to enjoy Christmas.

Textures also play a crucial role in creating welcoming environments. By combining different textures, you can add depth and visual richness to your décor. Some ideas are:

Blankets and cushions: Use wool blankets, velvet cushions or faux fur to create a warm and cozy atmosphere.

Natural ornaments: Incorporate natural elements such as pine cones, pine branches, dried leaves or fruits to add texture and warmth to your décor.

Fabric: Use fabrics such as linen, cotton or velvet to create centerpieces, table runners or curtains.





Rustic materials: Wood, stone and wicker are materials that add a rustic and authentic touch to any space.

The Perfect Combination: Aromas and Textures

To achieve the perfect holiday décor, it's crucial to combine scents and textures in a harmonious way. For example, you can place a cinnamon-scented candle next to a centerpiece with pine cones and pine branches, or use an orange essential oil diffuser while wrapped in a wool blanket.



Christmas is a time to indulge the senses and create unforgettable memories. By combining aromas and textures, you can transform your home into a magical and cozy space. Remember that the key is to create an atmosphere that makes you feel good and invites you to relax and enjoy the company of your loved ones. Dare to experiment and create a unique and personalized Christmas!

To talk about this and everything you want to know about the exciting world of weddings and events, write me to any of my coordinates and I will be happy to answer you, see you next time!



Juan Salvador

Head Master IADWP VENEZUELA
Wedding & Event Planner.

IG: @juansalvadoreventos

juan@juansalvadoreventos.com

Whatsapp: +58 412 BODA000 (2632000)



Tribe of Brides



**Winter Weddings: Magic and glamour for Christmas
and New Year's Eve**

Hello dear Tribe of Brides! How are you doing?

Christmas and New Year weddings are one of the most charming and festive ways to celebrate love. The holiday season, with its bright lights, warm colors and festive spirit, provides the perfect backdrop for a memorable wedding. If you are thinking of getting married during the holiday season, here are some recommendations to make your wedding a true fairy tale, full of magic, luxury and joy.

1. A venue with Christmas spirit

Christmas weddings lend themselves to venues that are already decorated for the occasion, such as castles, mansions, luxury hotels or churches with seasonal traditions. Look for a venue that is decorated with Christmas trees, twinkling lights and winter details that embellish the space without the need for a lot of additional décor.

Tip: If you are getting married in a city or town with Christmas traditions, choose a location that has a nearby Christmas market or winter setting to create a Christmas fairytale atmosphere.



2. Christmas colors and festive details

The color palette for Christmas weddings can include the classic shades of the season: red, green, gold, silver and white. These colors go perfectly with festive decorations and can add a touch of elegance and sophistication. In addition, you can include decorative details such as pine branches, pine cones covered with frost, Christmas balls and lots of candles.

Decorating ideas: Create a cozy atmosphere with centerpieces that include golden pinecones, boughs of holly, eucalyptus and floating candles. You can also incorporate holiday decorations into your décor, such as wreaths, garlands of lights and decorations with small gifts that guests can take home at the end of the evening.

3. The wedding dress and Christmas accessories

The wedding dress at a Christmas wedding can be as glamorous as you wish. Details such as lace, rhinestones or metallic touches give an air of elegance and sparkle that

perfectly suits the festive season. If you prefer a warmer style, a long-sleeved dress or a wool or faux fur bolero can be an ideal option.

Tip: Holiday accessories, such as a bouquet of winter flowers in red or silver tones, or a headpiece with small stars or snowflakes, can add a festive touch. For brides getting married near New Year's, sparkling earrings or a tiara crown can further highlight the glamour of the occasion.

4. *Christmas menu and New Year's toast.*

A Christmas wedding menu should reflect the comforting flavors of the season. Offer a traditional dinner with dishes such as turkey, lamb, cod, or a variety of stews with winter ingredients such as mushrooms, chestnuts and spices.



Christmas desserts such as nougat, panettone, yule log and gingerbread cookies will be a sure hit.

Recommendation: Don't forget Christmas cocktails such as punch, mulled wine or a champagne cocktail to toast to love and happiness. If it is a New Year's wedding, the traditional toast with champagne or Cava will be a must to start the new year with a touch of elegance.

5. *Entertainment and festive celebrations*

Christmas and New Year's weddings are an opportunity to provide special entertainment. Consider a DJ or band to play carols during dinner or transition into festive dance music. You can also include activities that make your guests feel part of the celebration, such as a holiday-themed photo station or a guessing game about New Year's Eve traditions.



Tip: If your wedding is on New Year's Eve, don't forget to organize the countdown to the New Year with a big midnight celebration. You can offer your guests hats, streamers and confetti balloons to create a festive atmosphere.

6. *Magical Christmas Photography*

Christmas weddings offer unique photographic opportunities. The soft, warm light of candlelight and Christmas lights can create a romantic and magical atmosphere in your photos. Consider taking some photos outdoors, taking advantage of the snowy landscape or illuminated trees, which will add an enchanting touch to your wedding album.

Tip: If you are getting married on New Year's Eve, don't hesitate to organize a photo shoot at midnight, with your guests toasting or throwing confetti to capture that special moment.



7. *Gifts for your guests: Christmas and New Year gifts.*

Take the opportunity to thank your guests with Christmas gifts. You can give small boxes of candy, personalized cards with thank you messages or even a small bottle of handcrafted liquor or wine. Christmas-themed options, such as mini Christmas trees, decorative candles or wool gloves, are gifts that will delight everyone.

Tip: If it is a New Year's wedding, a symbolic gift for the coming year, such as a planner or a small clock, can be a nice way to mark the beginning of a new stage.

Christmas and New Year weddings are one of the most joyous and emotional celebrations around. The festive season, with its lights, colors and spirit of renewal, creates the perfect atmosphere to start a new life with the one you love. With the right decorations, a delicious menu, a spectacular dress and a touch of Christmas magic, your wedding will be an event that your guests will remember fondly for years to come.

Read you soon!

Sandra Alas

Professional Event Planner
@sandraalaspw
Mexico
#YoSoyLiderAlfa



JOIN IADWP® AND TAKE YOUR CAREER TO THE NEXT LEVEL!

Are you a professional in the world
of destination weddings and events?

Are you looking to take your business
to the next level while connecting
with an international network?
Discover our membership

EXCLUSIVE BENEFITS



EXCLUSIVE DISCOUNTS

Enjoy member-only discounts on our conferences, including pre- and post-conference activities.



EDUCATION AND GROWTH

Enhance your knowledge with our continuous education program: Exclusive access to a video library with high-value content in marketing, sustainability, crisis management, etc; and enjoy new live masterclasses every year.



INTERNATIONALIZATION AND GLOBAL CONNECTIONS

Position your business globally with our international network. Connect with industry leaders, expand your market, and stay at the forefront of the latest trends.



GAIN VISIBILITY BY PUBLISHING WITH US

Share your expertise by contributing articles for publication on our IADWP.com blog or in our official Epic magazine and increase your visibility in the industry.



MEMBER'S DIRECTORY

Join our global network of professionals and expand your connections in the industry.



STRENGTHEN YOUR CREDIBILITY

Highlight your professionalism in every aspect of your business as a member of the association.



PRIVATE SESSIONS

Take part in one-on-one coaching and marketing sessions to improve your digital strategy and elevate your business to the next level.

DON'T MISS THIS OPPORTUNITY TO GROW AND STAND OUT!

CONTACT US AT:
MEMBERS@IADWP.COM

DISCOVER OUR OPTIONS
AND BENEFITS!



PLATINUM MEMBER

2024



We are delighted to feature some of our exceptional Platinum members of the International Association of Destination Wedding Professionals (IADWP):



Sheena Fortune

SoFortunate Travel



Sheena Fortune is the owner and lead travel advisor at SoFortunate Travel LLC, specializing in destination weddings, group travel, and mid-level luxury experiences. With over 15 years of expertise in the travel industry and 9 years as a business owner, Sheena has planned countless unforgettable journeys across the Caribbean, Mexico, Europe, and the United States. Her passion lies in creating seamless, memorable travel experiences that bring families and couples closer together. Sheena's dedication to detail, creativity, and customer service has earned her a reputation as a trusted expert in destination wedding planning.



Junior Cruz

Junior Cruz
Wedding Group



Born in Santo Domingo, Dominican Republic. Junior Cruz discovered his passion for photography and art at an early age. With over 15 years of experience in wedding photography, he founded Junior Cruz Weddings in 2019. Since then, he has served as the head of photography working alongside his husband, the head of videography. Together they have share a deep passion capturing the magic of weddings and creating unforgettable memories for their couples in the DR & Mexico.



**Bethany Ann
Thompson**

Platinum Travel
Services LLC



Since 2019, I've specialized in crafting unforgettable destination weddings, honeymoons, and romance travel. I focus on creating stress-free experiences, handling every detail so you can fully enjoy your special moments. My passion for travel began in the U.S. Coast Guard, and though I missed planning my own wedding, I'm dedicated to helping others design their dream celebrations. With my 30th anniversary approaching, I'm excited to plan my vow renewal, which inspires me to celebrate love even more.



Jennifer Flores

Destination Wedding &
Luxury Group Travel
Specialist



Hi, I'm Jenn! Born in Honduras and raised in sunny Miami, FL, I'm a bilingual travel expert (English & Spanish) with a passion for creating meaningful experiences. As a wife, mom, and entrepreneur, I believe in staying humble, working hard, and cherishing the connections we make along the way. Helping others celebrate life's special moments is what brings me the greatest joy. When I'm not planning dream weddings or adventures, you'll find me spending time with my family, exploring new cultures, or enjoying the simple beauty of life.

BECOME A PLATINUM MEMBER

Contact us at members@iadwp.com

READY TO TAKE YOUR EXPERTISE TO THE NEXT LEVEL?

Stand out as a benchmark of quality in destination weddings with the **Wedding Tourism Specialist Recognition**.

- Position yourself among the industry leaders in quality.
- Stand out from the competition in your market.
- Build trust with clients through the prestige of the badge.
- Identify opportunities for growth with a professional evaluation.
- Drive continuous improvement in every part of your business.

If you have a Platinum membership, this benefit is included.

Contact us for more details:
MEMBERS@IADWP.COM



IADWP[®]
International Association of
Destination Wedding Professionals

eb
turismo

TRANSFORM YOUR *Destination Wedding Business*

By joining as an **IADWP Corporate Member**, you will gain exclusive benefits designed to grow your company in the competitive world of destination weddings..



Tickets for IADWP events

Enjoy a total of 3 complimentary passes as an attendee.



Discount on exhibition floor

Get 20% off on the exhibition floor.

(Does not include accommodation or transportation)



Destination Wedding Training Center

Full access to our online education platform.



Visibility on official networks

3 posts on our social media and one article on our blog.



Wedding Tourism Specialist

Preferential rate to obtain the recognition.

DISCOVER HOW IADWP CAN BOOST YOUR BUSINESS!

Contact us at members@iadwp.com

Travel the world WITH IADWP IN 2025!

The IADWP is characterized by providing innovative and inspiring education, as well as being a global business generator with a community spanning over 40 countries in the Americas, Europe, and Asia.

Join our spectacular events that we are preparing for you in 2025.



📅 May 26th – 29th

English & Spanish 🗣️

Join us for the debut of the IADWP Academy, an exceptional multicultural event presented in English with live Spanish translation, proudly **endorsed by IADWP, the world's leading authority in destination weddings**. This inaugural edition offers a specialized educational program to enhance your expertise, plus exclusive networking opportunities with global industry leaders, focusing on the growing Latin American and Caribbean markets. Stay ahead of trends, gain insider insights, and expand your network to grow your destination wedding business.

USD 387

IADWP Members

USD 487

General

Rates valid until
December 31st, 2024

*Rates exclusive for attendees



📅 Nov. 3rd - 6th, Guanacaste

English 🗣️

Expand your destination portfolio! Join our exclusive event for North American destination wedding planners and specialized travel advisors and discover the wonders of Costa Rica and Latin America. Connect with local suppliers and be part of the latest trends!

Who can participate?

Destination wedding professionals from North America with purchasing potential for Costa Rica. Limited spaces. Profile subject to approval.

USD 487

IADWP Members

USD 587

General

Rates valid until
December 31st, 2024

*Rates exclusive for attendees

SPECIAL PROGRAM

7-Night Immersive high-end experience in the Dominican Republic



📅 May 24th – 31st

English 🗣️

Includes: access to the IADWP Academy: Destination Wedding Congress trade show + single occupancy accommodations + all meals included + exclusive activities + site inspections + immersive destination experiences.

Who can participate?

North American destination wedding professionals with buying potential for the Dominican Republic. Limited spaces. Profile subject to approval.

USD 1,437

IADWP Platinum Members

USD 1,787

IADWP Members

USD 1,987

General

Rates valid until
December 31st, 2024

*Rates exclusive for attendees

*RESTRICTIONS APPLY

REGISTER NOW!
Contact us at buyers@iadwp.com

CORPORATE MEMBER



We are thrilled to present two distinguished **corporate members** of the International Association of Destination Wedding Professionals (IADWP):



VALENTIN IMPERIAL RIVIERA MAYA

Hotel


Luxurious weddings & honeymoons in paradise | where your lifelong journey begins.



Viridiana Balvanera

Weddings Manager
+52 55 5432 5569
vim.groupsandweddings@valentinmaya.com

valentinmaya.com
@valentinmaya



PUNTA ISLITA

GUANACASTE - COSTA RICA

AUTOGRAPH COLLECTION®
HOTELS

Hotel

Revive your adventurous spirit and immerse yourself in the authentic beauty of Costa Rica at Punta Islita for your Destination Wedding.

Katherina Reyes

Key Account Manager of Weddings
+506 8737 6651
kreyes@enjoyhotels.net



hotelpuntaislita.com
 @hotelpuntaislita

BECOME A CORPORATE MEMBER

Contact us at members@iadwp.com

NETWORKING THAT DRIVES YOUR *Potential*

We want you to grow with us through **tailor-made** experiences!

Be part of the **trade show** at our upcoming events:



Contact us!



Suri Mendicuti

General Director


 +52 999 338 4937

suri@iadwp.com



Gabriela Peón

Sales Executive

 +52 999 419 0416

hola@iadwp.com

IADWP

International Association of
Destination Wedding Professionals

GUATEMALA CHAPTER



We are thrilled to announce that our chapters in South America continue to grow! Meet our **IADWP Guatemala Chapter!**



Diana Sciarillo

CHAPTER HEAD GUATEMALA

@idoguatemala

I Do guatemala

I Do, Guatemala specializes in creating unforgettable destination weddings in the beautiful setting of Guatemala. With over 20 years of experience in the service industry and a strong international background, I connect deeply with clients by understanding their cultures. As a language expert and business owner, I bring passion, professionalism, and personalized service to every event.

JUNIOR CHAPTER HEADS



Gabriela Maldonado Rivera

JUNIOR CHAPTER HEAD XELA

@gabymaldonadoplanner

Gaby Maldonado Event planner

Hi! I'm Gaby, I help perfectionists and creative people to plan unique and stress-free events, ensuring they enjoy the most. I've been certified by Planners Innovation since 2015 and I've been organizing events professionally since 2017. With over 16 years of experience in hospitality and a degree in Hotel and Restaurant Management, I specialize in taking care of even the smallest detail for any type of celebration.



Rosa Elena Bran Obregón

JUNIOR CHAPTER HEAD GUATEMALA CITY

@dulcessantodomingo

Dulces Típicos Santo Domingo

Rosa Elena Bran Obregón, founder of Dulces Santo Domingo, has more than 20 years of experience in typical Guatemalan sweets and desserts, with certifications such as We Connect and Jewish weddings. She participates in international events such as Romance Travel and Lat Wedding Congress, and her integral service includes dessert tables, welcome gifts and personalized souvenirs, consolidating her as a reference in the event and sweets sector.



Rosemary Ramsay de Mendoza

JUNIOR CHAPTER HEAD GUATEMALA CITY

@mreventospty

MR Eventos

MR Eventos, founded more than nine years ago by Rosemary after being certified as a Wedding and Event Planner in Panama, has been operating in Guatemala since 2017, materializing the dreams of couples. Specializing in organizing, planning and coordinating weddings, she ensures that bride, groom and guests enjoy their special day. Rosemary, passionate about events, accompanies each couple in every step of the process.

IADWP®

WISHES YOU A

Happy Birthday

DECEMBER



Belén Astudillo

@adara_eventos
DECEMBER 1ST



Xavier Vázquez

@fairmontmayakoba
DECEMBER 3RD



Monica Balli

@monicaballievents
DECEMBER 6TH



María Loreto Gómez

@larutadelanovia
DECEMBER 7TH



Brenda O'Neale

@withthisringromancetravel
DECEMBER 7TH



Tracy French

@tracyfrenchweddings
DECEMBER 8TH



Fernando Silveira

@tomadosmx
DECEMBER 8TH



Guillermo Estrada

@boosterwise.mx
DECEMBER 8TH



Gabriel Preciado

@gabopreciado
DECEMBER 12TH



Tosca Clark


@tosca_productions
DECEMBER 13TH



Roberta Nardes

@first_class_portugal
DECEMBER 14TH



IADWP 
WISHES YOU A
Happy Birthday
DECEMBER



Gaby Gucciardi

@@destinationbrides
DECEMBER 18TH



Jeffrey Cervantes

@@crweddingplanner
DECEMBER 19TH



Claudia Saldaña

@@claudia_saldana_impecablemente
DECEMBER 21ST



Miriam Chamorro

@@fiestatourtravel
DECEMBER 24TH



Rolanda Hardy

@@vision_into_reality_events
DECEMBER 26TH



Pamela Erazo

@@weddingland.latam
DECEMBER 26TH



Betina González

@@haciendachuntuac
DECEMBER 30TH



Esdras Castillo

@@esdrascalillo
DECEMBER 31ST



Director & Managing Editor: Adrián Pavía
Editorial Coordinator: Jossy Quezada
Content Coordinator: Lissner Ortiz
Translations: Diana Sciarrillo
Design: Ovni Estudio Creativo

Argentina

Adrián Pavía
+5493415012940
apavia@iadwp.com

Chile

Carla Valdebenito Jalaf
+569 97334778
carla@rhonda.cl

Colombia Sonia Martinez Jurado

+573154430925
weddingmanager@bridalagency.co

Costa Rica

Je rey Cervantes Calderon
+506 8665 0990
director@crweddingplanner.com

Ecuador

Lissner Ortiz
+593984678280
gerencia@lissnerweddingplanner.com

Guatemala

Diana Sciarrillo
+502 57782271
dianas@weddingsinguatemala.com

Panama

Julie Franco
+50769495544
Info@expobodapanama.com

Peru

Jossy Quezada Sánchez
+51 999050677
Jquezada@jossyquezadawp.com

Dominican Republic

Mirta Sánchez
+809-756-0554
mirtasanchez@msevents.com.do

Venezuela

Juan Salvador Rangel
+58 4144949074
Juan@juansalvadoreventos.com


ÉPICA
BODAS Y EVENTOS